





Firework!

As well as creating our own firework picture, the children had an opportunity to use a sparkler to watch their own mini fireworks. We talked about how we had to use a carrot to hold the sparkler because we had the right to be safe, and then we sang "Pretty Colours In The Air" as we made shapes with our sparklers.



Bhangra Dancing in Red Room

To celebrate Diwali, the Festival of Lights, the children learned a special dance called Bhangra and used scarves to dance around. They moved to the lively Bhangra music, waving their scarves up, down, and side to side, while stepping to the rhythm. Everyone enjoyed dancing together.



Children's Comments:

"I love dancing!" - Vihaan

"My scarf is red!" - Ayub

"The music is loud and happy!" - Metkel

"I go up and down!" - Rawand

We dance for Diwali!" - Ahmir

"Dancing"- Jana

Diwali Celebrations



This term we have been learning Diwali. In Red Room, we have been making divas to give to our mummies and daddies. We used clay that we rolled, and pushed our thumbs into the clay, singing "push the playdough". Then we pinched the edges of the clay and sang "I like to pinch it, pinch it". After this, we decorated our divas with glitter to make them look beautiful and shiny!

We have been learning about different celebration in Red Room. We talked about how firework appear both during Diwali and on Bonfire Night. We used paint and toilet roll to create firework pictures. We used yellow and red paint to create beautiful firework. Some of our children were able to recall back to the previous day when we had used sparklers. They sang "pretty colours in the air, whoosh and bang" as they sprayed the paint.